



LAKE SHORES LIMITED

Newsletter of the Lakeshores Division

Niagara Frontier Region

National Model Railroad Association, Inc.

Vol. 6 No. 1

September 2016



FLLS #2004 pulls a load of passengers at the LSD - NER Combined Picnic on July 23rd.

More photos of the day
Inside this issue!

Inside:

Maintenance of Way
From the superintendent
page 2

Fall Meet Schedule
page 3

Building an old
Fashioned Farm
Fence.
-Ray Howard
page 4 - 6

Photos from the
LSD-CNY Summer
Picnic
page 6 - 7

The Brass Hats

Elected:

Superintendent:

Raymond Howard
16 Ada St.
Geneva, NY 14456
Phone: 315-789-4801
email:
rhoward1@rochester.rr.com

Asst. Superintendent:

David Mitchell
1106 South Creek Drive
Webster, NY 14580
Phone: 585-872-5264
email:
dbmitch@rochester.rr.com

Secretary:

David Durr
31 Saybrook Dr.
Penfield, NY 14526
Phone: 585-738-6760
email: rrdavey49@gmail.com

Treasurer:

David Coon
260 Sunnyside Dr.
Rochester, NY 14623
Phone: 585-424-4614
email:
davecoon@frontiernet.net

Appointed:

NMRA Member Aid Chairman

Ned Spiller MMR
8441 County Route 87
Hammondsport, NY 14840
Phone: 607-569-3428
email:
edward.spiller@frontiernet.net

Advisory Board Members:

Richard Wagner
Micheal Warner

Interim LSL Editor:

Raymond Howard
16 Ada St.
Geneva, NY 14456
rhoward1@rochester.rr.com

Maintenance of Way

From the Superintendent:

Hi folks!

I have a whole lot of news and important items to tell you about this issue.

First of all, you most likely noticed already there is a change of format to the Lake Shores Limited. Richard Senges decided that the time was right to step aside as the editor of the newsletter. I want to personally thank him for the many, many issues of the newsletter he did for the division. He was a major player in getting a newsletter started once again for the and has given much time and effort to make it a success! I have enjoyed working with him and wish him well with his many other endeavors.

A few weeks ago the officers (plus our Member Aid Chair) got together for lunch and a meeting. One reason for the meeting was to formally sign a letter to the Board of the North East Region asking for them to accept us into the NER. Since it has been almost 3 years since we started this move they wanted to have us go through the formal process again. We should know if the request is accepted within a couple weeks. Then the request goes to National for final approval. We should be finished with the whole thing by this coming Spring.

With all this in mind, and that Division Elections should be held this Fall, it was the feeling of all of us that this might not be a good time to have new officers. Therefore we would like to ask for a motion from the floor to postpone elections until next Spring at our Spring Meet.

We also discussed a suggestion we received to see if the membership would like to develop N or HO scale T-Trak Modules for display at Train Shows, swap meets, or local community events. We will discuss this at the Business meeting at the Fall Meet.

Page 3 has a very rough outline for the Fall Meet... We are in need of a couple clinics and some nearby layouts to open for the afternoon. Let me know if you can present a clinic or would like to open your layout (layouts need to be on the west side of the city).

I filled out the Lake Shores Limited this month with a short article on what I have been doing with the SLOW. I would very much like to be able to include an article on Model Railroading in every issue. So get writing and send materials to me. If you are interested, let me know and I will send you info on how to get it to me and what the parameters are for photos, etc.



Lakeshores Division, NFR, NMRA Fall Meet in Rochester, NY Saturday, October 22, 2016

Location:

**Chili Company #4 Firehouse
15 Circle Dr.
Rochester, NY 14623**

Schedule: (subject to change as needed...)

8:30 to 9:00	Registration, Meet and Greet, register Models/Photos for Contests, Coffee and Donuts....
9:00 to 9:10	Welcoming remarks
9:10 to 9:55	Clinic: TBA
9:55 to 10:05	Break and voting on Popular Choice Model and Photo Contests
10:05 to 10:25	Business Meeting
10:25 to 10:40	Break (turn in ballots for contests)
10:40 to 11:30	Clinic: TBA
11:30 to 12:00	Announce Contest Winners, Raffle, Finish any undone business.

..... *Lunch on your own*.....

Afternoon:

Layout tours. (Information will be available at Registration)

There will be a *Modelers Choice Model Contest* and a *Modelers Choice Photo Contest*.

The LSD has been given a number of models that will be part of a raffle at the Meet.

Admission: \$3 all NMRA Members. \$5 non-NMRA (Guests)

Building an “Old Fashioned” Wooden Farm Fence

-Ray Howard

The Seneca Lake, Ontario & Western RR is based on *what if*... What if the O & W didn't end up going to the East of Syracuse and instead came North near Seneca Lake. The year is 1925. Saturday, August 15th to be exact. At 2:15PM..... (Just kidding on that!) But it is supposed to be around 1925 down there. So, since the SLO&W travels through a lot of farm land by the lake I have several farm scenes modeled. One thing that was common back then were wooden fences. Heck, there was still one being used on the farm I grew up on back in the 1960's that was built by my Grandfather who was, at one time, a master carpenter.



There were many different kinds of wooden fences used, but this one looks similar to the one used in one of our pastures.

Ours had posts that were split rail from Locust trees cut in our woods and then used 1” x 4” rough cut lumber also from our trees. Many that I saw on neighboring farms used 4” x 4” posts so that is what I am making for the pasture at Milo Mills on the SLOW.


I decided to make the fence in sections and then install those on the layout. Considerably easier than building it completely on the layout board by board. The first thing I did was determine the height I wanted the fence (about four scale foot above ground) and the distance between the posts (8 scale feet). I added a couple scale feet to the length of the posts so they could be glued into small holes in the scenery. Everything is glued together and into the scenery with plain old White Glue...

To make the project easier and faster I started by creating a small jig to use so that each section of fence will be the same (except in those places where there are hillsides or other reasons the sections wouldn't work). Made a jig where I can place the three “posts” and then measured the height that I wanted each of the three 1” x 4” boards to be placed. You can see the lines for this on the jig (I also found that pencil doesn't erase well on balsa wood...).




The jig only took about 20 minutes to make, and certainly saved me a lot of time and frustration.

It was made out of some scrap pieces of wood I had from other projects. I never throw out anything.....



I added the “posts” into the slots I made for them.


I use some small disposable brushes from MicroMark to daub a bit of white glue onto posts before the 1” x 4” boards are put in place. I then use a Fast Tracks jig as a weight to hold everything in place while the glue dries.



Below is a completed section of fence ready to be installed on the layout.



A small awl is used to poke holes in the scenery where the fence is mounted. Hillsides are foam covered with plaster cloth, so it is easy to make the holes. Other places I use a small drill bit.



There are some places where the fence needs to be created in situ. The photo on the left has one such place that is located on a steep slope. check out the lower right of the photo. There are a couple other places where the fence has to be made to fit the space.



While the area is nowhere near finished, I hope this shot above gives you an idea of how this pasture will look when it is completed.

There are many places on our layouts where scratch built items can be a lot of fun and usually look better than similar "Store Bought" ones! Have fun!

- Ray

From The Picnic



Our members enjoyed a lovely summer day at the Finger Lakes Live Steamers. Great friends (always good to get together with the CNY Div.) and lots of great conversations. Plenty of wonderful food as well.

A big thanks to Bruce Shephard for taking a bunch of photos to share!



*See you at the
Fall Meet!*

Lakeshores Division, NMRA
c/o Ray Howard
16 Ada St
Geneva, NY 14456

Next Meet:

**Saturday, October 22, 2016 at the
Chili Company #4 Firehouse
15 Circle Dr., Rochester, NY 14623.**

Closest Intersection: Ballentyne Rd. (252) and Scottville Rd. (383)

Firehouse is located right across the Genessee River from RIT

*“Oh give me a home
Where the Alcos still roam
Where Baldwins still give tractive force
Where seldom is seen
A two cycle machine
Except those of Fairbanks and Morse...”*

