

# *Lake Shores Limited*

Newsletter of the Lakeshores Division of the Niagara Frontier Region,  
National Model Railroad Association, Inc.

VOL. 5 NO. 40

ROCHESTER, NY

APRIL 2016

Next Lakeshores Division Meet: April 23, Webster, NY.



Scratch-built 1700 piece wood trestle in 1:87 scale by Richard Senges, MMR, Victor, NY.

**News from the Division Superintendent** *by Ray Howard*

**A 1:87 Scale Scratch-Built Trestle** *by Richard Senges, MMR*

**NMRA Lakeshores Division Spring Meet April 23, 2016, Webster, NY**

## *News from the LSD "Super"*

First of all, I want to remind all of you that the Lakeshores Division has a great Spring Meet all set for you on Saturday, April 23<sup>rd</sup>. in Webster, NY. The morning session program is published later in this issue. Since most all of you now have GPS, I will not waste space telling how to get there.

Be aware that this meet will have both a Popular Choice Model Contest and a Popular Choice Photo Contest. Hope we see lots of entries. We will also have lots of items to raffle off to help pay the costs of putting on the meet.

The afternoon session will have three great layouts to visit. David Mitchell, Bob Achilles, and Bruce Shepard will open their layouts to visitors for the afternoon. Addresses and direction will be available at registration on the 23<sup>rd</sup>.

\*\*\*\*\*

I want to give everyone an update on where we are with the petition to move the Lakeshores Division from the NFR to the NER. This is getting very close to being ready to give to the Region to consider. We need a 2/3rds majority vote to accomplish and here are some stats.

We have 100 members in the LSD currently. 94 of them are voting members. (The others are *Railpass* members or spouses.) That means we have to have at least 63 signatures to possibly have the petition accepted. I want to have several more than that to **ensure** it will be accepted. As of the end of the Batavia Train Show we now have gotten 60 signatures on the petition! We need at least 3 more signatures (I have one promised from a Snowbird when he returns home soon). But I really **want** (need) about 10 more to make sure it will fly. I (we) will be getting in touch (again!) with those who have not yet signed the petition. Please help us get this done! I want to get back to working on my layout rather than bugging you, our membership, about this! (Big grin!!!)

### Superintendent

Ray Howard  
16 Ada Street  
Geneva, NY 14456  
[rhoward1@rochester.rr.com](mailto:rhoward1@rochester.rr.com)

### Lakeshores Division Website

[www.lakeshoresdivision.org](http://www.lakeshoresdivision.org)



**Lakeshores Division, NFR, NMRA**  
**Spring Meet in Webster**  
**Saturday, April. 23, 2016**

**Location:**

**Webster United Church of Christ, Congregational**  
**570 Klem Rd.**  
**Webster, NY 14580**

**Schedule:** (subject to change as needed...)

- |                |   |
|----------------|---|
| 8:30 to 9:00   | Registration, Meet and Greet, register Models/Photos for Contests, Coffee and Donuts....              |
| 9:00 to 9:10   | Welcoming remarks   |
| 9:10 to 9:45   | Clinic: <b><i>Making Car Cards, Engine Cards, and Waybills on The Computer</i></b> – Michael Williams |
| 9:45 to 10:00  | Break and voting on Popular Choice Model and Photo Contests   |
| 10:00 to 10:45 | Clinic: <b><i>Quick and Easy Weathering with Pan Pastels</i></b><br>– Ron Stacy                       |
| 10:45 to 11:00 | Break (turn in ballots for contests)  |
| 11:00 to 11:40 | Clinic: <b><i>Rolling Stock Standards</i></b> – Dave Durr   |
| 11:40 to 12:00 | Announce Contest Winners, Raffle, Finish any undone business.   |

..... *Lunch on your own*.....

**Afternoon:**

Layout tours. (Information will be available at Registration) We have 3 excellent layouts planned for the afternoon!


There will be a ***Modelers Choice Model Contest*** and a ***Modelers Choice Photo Contest***.

The LSD has been given a number of models that will be part of a raffle at the Meet.

Admission: \$3 all NMRA Members. \$5 non-NMRA Guests

## Scratch-Building a 1/87 Scale Five Story 15 Bent 1700 Piece Wood Trestle

by Richard Senges, MMR



Left: Carefull measurements were taken in the layout area so that the trestle would fit when installed. Then the stringer (bottom of image) was built including the many 1" drain pieces, six 8" x 14" stringers and ties.

Fifteen bents were made using a *Bear Creek* jig. This jig was used for all the bents regardless of the size. Hundreds of NBW were used and installed on both sides of each bent.

Right: Before beginning construction of the trestle all the wood was distressed using a special five blade distressing tool and then stained.

The basic trestle bents were first glued to the stringer upside down as is the tradition in building these model trestles.

The image to the right shows the cross pieces being glued to the structure. Various clamps and clothes pins were used until the glue dried.





**Left:** The trestle was placed into the space allowed which showed what areas had to be filled and adjusted.

The tracks leading to the trestle were not yet installed but tracks to the left (the main line) and to the right (the sawmill) had been installed and accounted for when constructing the trestle.


The brown area on the fascia and layout surface is dirt slurry.

**Right:** The image on the right shows the trestle track aligned properly on both sides and plaster filling starting to take place at the bottom of each of the 75 posts.

The process was time consuming but easier than drilling 75 holes and trying to align all 75 holes at the same time.

Some temporary stakes hold the posts in alignment.





**Left:**

**More plaster is used to fill the areas around the many posts. Two stone abutments were installed at this time.**


**More dirt slurry was added to the fascia area.**


**The heater on the right helped the Moulding Plaster dry faster. The trestle is about 30 inches long and 9 inches high.**

**Right:**

**The plaster work has been completed and the plaster is painted with brown latex paint.**

**After the paint is dry, basic scenery consisting of white glue and water, and ground foam will be applied.**





Left:

The basic scenery was added as well as a layer of *EnviroTex Lite* for the water.

Even though the *EnviroTex Lite* does not easily make waves, I like the super high gloss and clear finish. Great for those still water areas. Note the reflection of the wood trestle in the water.

Everybody touches it and says "Is this real water?"

Right:


More details were added including trees, bushes, dead trees, water barrels, flowers, etc.

Note the Nut Bolt Washer detail on the stringers and on the bents. The NBW detail is on both sides of each bent as the prototype was a threaded rod with two washers and two nuts.

See another image of this trestle on the Cover Page.



**NMRA NFR LSD  
c/o Ray Howard  
16 Ada Street  
Geneva, NY 14458**



---

---

**QR Code  
to the NMRA  
Lakeshores Division Website**



**Next LSD Meet – April 23, 2016**  
**United Church of Christ, Congregational,**  
**570 Klem Road, Webster, NY 14580**